

GEO-Sense Footfall Headline Report

Shrewsbury

September 2021

174593

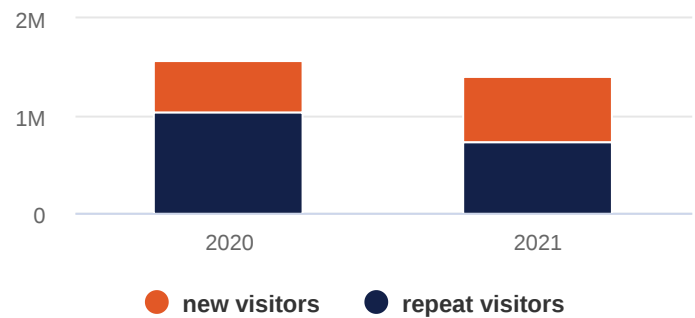
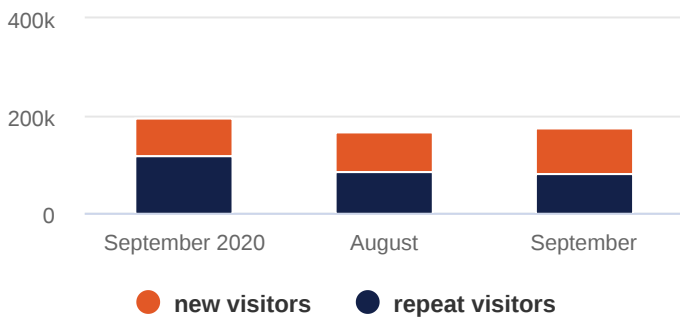
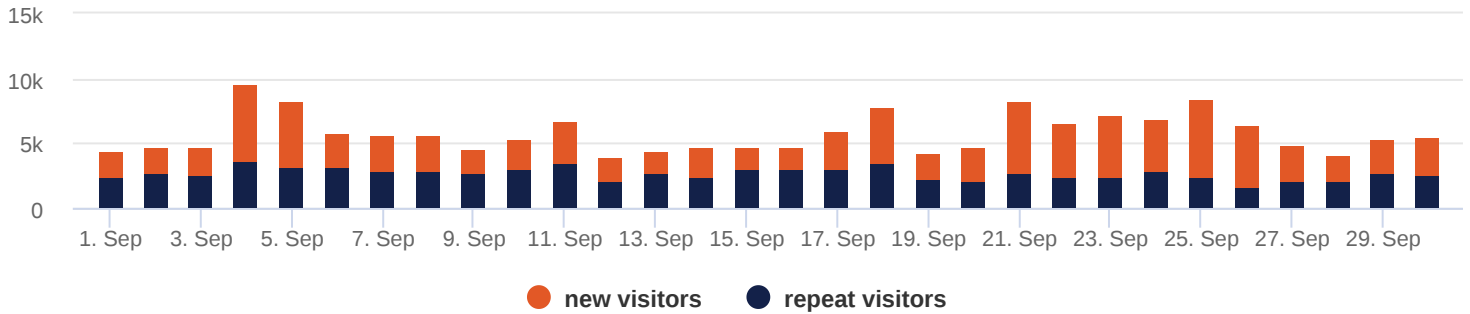
Total visits this period

footfall is
4.26%
up based on last
month

5820

Average visitors per day

Overall footfall statistics



Headlines

- The change in footfall compared to the previous month is a **4.26%** increase
- The total number of visitors was **174593** of which **81680** (47%) have visited previously and **92913** (53%) were new
- The average number of visitors per day has increased by **15.15%** based on the year to date average
- Footfall for the year to date has decreased by **-12.58%** (-176495) based on the same period last year
- The busiest zone during September was the **Market Sq** with **64434** visitors, **36.91%** of the total venue visitors

Busiest Days

- The busiest day this month was **Saturday 4th** with **9630**, **6%** of the total of which **5995** (62%) were new visitors
- During this day the busiest time was between **13:00 and 14:00**
- Average Dwell for the day was **204** minutes

Intelli-Sense Analytics

powered by GEO-Sense

www.geo-sense.co.uk

www.geo-sense.co.uk

