

GEO-Sense Footfall Headline Report

Shrewsbury

March 2024

124,676

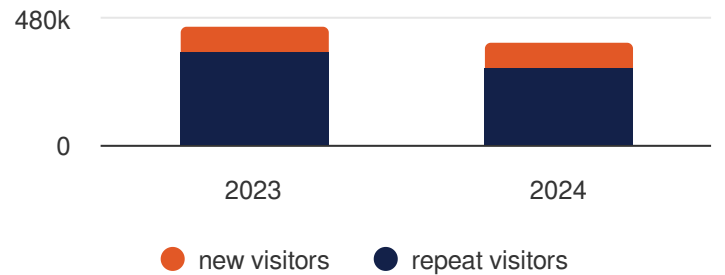
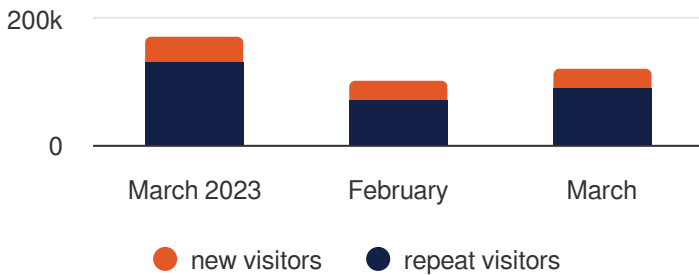
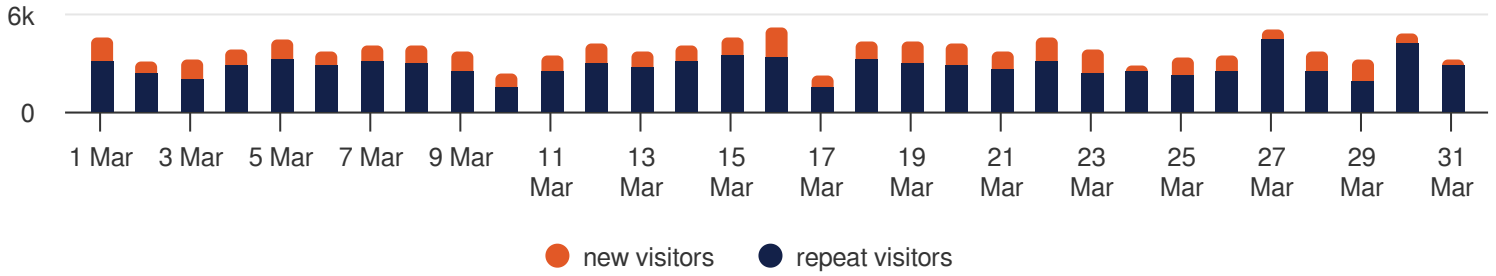
Total visits this period

Footfall is
21%
up based
on last
month

4,022

Average visitors per day

Overall footfall statistics



Headlines

- The change in footfall compared to the previous month is a **21%** increase
- The total number of visitors was **124,676** of which **90,769** (73%) have visited previously and **33,907** (27%) were new
- The average number of visitors per day has decrease by **-12%** based on the year to date average
- Footfall for the year to date has decreased by **-15%** (-57,962) based on the same period last year
- The busiest zone during March was the **Market Sq** with **55,828** visitors, **45%** of the total venue visitors

Busiest Days

- The busiest day this month was **Saturday 16th** with **5,331**, **4%** of the total of which **1,789** (34%) were new visitors
- During this day the busiest time was between **9:00 and 10:00**
- Average Dwell for the day was **219** minutes

Intelli-Sense Analytics

powered by GEO-Sense

<https://proximityfutures.com>